




















Chiltern Healthy Communities Service Performance Report Q3 2014-15

Key -  = Exceeded it,  = Within target,  = Missed it,  = Unknown

Community, Health and Housing								
PI Code	PI Name	2013/14		Q3 2014/15 Value	2014/15 Annual Target (YTD)	Status	Latest Note	Responsible Officer
		Value	Target					
CHI_SER 45	Total number of users at all leisure centres	874,748	830,000	202,378	850,000 (210,000)		This represents an increase of 2294 when compared to the same period last year.	Martin Holt
CHI_SER 62	The number of properties with rent deposit guarantee scheme (snapshot quarterly)	142	120	127	100			Martin Holt
CHI_SER VIO	Percentage reduction in violent offences against a person year on year	22	5	-3.6	Not Set - Data only PI		During Q3 there has been a small increase in violence against a person of 3.6% in Chiltern. This equates to an additional 12 offences when compared to the previous year. Target not set data only PI.	Martin Holt
Jt HS2a (C)	Number of affordable homes delivered by (i) new build and (ii) vacancies generated by local authority scheme (Cumulative, CDC)	New PI for 2014/15		32	33 (25)		Total comprises (i) 17 new build properties by Paradigm (general needs schemes in Chesham and Bellingdon) and 8 new build flats by Hightown Praetorian (part of supported housing schemes at Stokebury in Amersham), (ii) 0 vacancies generated by local authority scheme and (iii) 7 property acquisitions (by Paradigm)	Martin Holt
Jt HS3a (i) (C)	Average Length of stay in B & B temporary accommodation for all households (Snapshot at end of quarter, CDC)	New PI for 2014/15		6.7	5		A total of 5 B & B placements came to an end during the quarter with a total stay of 237. The overall figure and average was inflated by a long term placement of 163 nights in one case where the applicant's history of anti-social behaviour meant that B & B was the only option available as temporary accommodation.	Martin Holt

Classification: OFFICIAL

Jt HS3a (ii) (C)	Average Length of stay in B & B temporary accommodation for households with/expecting children (Snapshot at end of quarter, CDC)	New PI for 2014/15	0.5	5		There were 2 B & B placements of households with/expecting children which came to an end in this quarter. The total combined stay of the 2 households was 7 days.	Martin Holt
Jt HS6a (C)	Households receiving heating/insulation improvements through the Green Deal (Quarterly Cumulative), CDC	New PI for 2014/15	0	50 (37)		The uptake of measures through the councils referral programme is limited at the current time .	Martin Holt
Jt HS7a (C)	Number of clients directly accessing the private rented sector through local authority partnership schemes (By period Quarterly, CDC)	New PI for 2014/15	3	45 (11.25)		There continues to be a significant downturn in the direct availability of private rented accommodation for CDC clients. As part of the shared housing service implementation, officers will be reviewing ideas and options for increasing engagement with landlords.	Martin Holt
Jt EH1a (C)	Percentage of food premises inspected when they were due (Cumulative Quarterly, CDC)	New PI for 2014/15	68.26%	98% (73.5%)		A high proportion of inspections are due in Q4. Measures are in place to ensure these are completed by end of March 2015	Martin Holt
Jt EH2a (C)	Percentage of food premises (Risk Rating A to C) that are broadly compliant (snapshot quarterly, CDC)	New PI for 2014/15	90.4%	89%			Martin Holt
Jt EP1 (C)	Percentage of required environmental protection visits to permitted premises completed when they were due	New PI for 2014/15	100%	100%			Martin Holt
Jt LI4 (C)	Percentage of all licensing applications which are completed online (quarterly, across CDC & SBDC)	New PI for 2014/15	92%	96%		We continue to strongly encourage applicants to use the online applications and explain the benefits of these, but some applications have to be permitted in hard copy so we cannot force applicants down the electronic route.	Martin Holt
Jt LI5 (C)	% Licenses received and issued/renewed within statutory or policy deadlines (Cumulative Quarterly, across CDC & SBDC)	New PI for 2014/15	97.1%	95%			Martin Holt

PI Code	PI Name	2013/14		October Value	November Value	December Value	2014/15 Annual Target (YTD)	Status	Latest Note	Responsible Officer
		Value	Target							
Jt LI1 (C)	% Hackney Carriage/private hire drivers licences received and renewed within 7 days (by month, across CDC & SBDC)	New PI for 2014/15		100.00%	97.70%	90.00%	98%		The Licensing section aims to process all applications within 7 days. Occasionally, high volumes of applications will mean that renewals made with ample time prior to the current licence expiring may be processed outside of this timescale, without causing any issues for the customer.	Martin Holt
Jt LI2 (C)	% Hackney Carriage/private hire vehicle licences received and renewed within 7 days (by month, across CDC & SBDC)	New PI for 2014/15		100.00%	97.70%	90.3%	98%		The Licensing section aims to process all applications within 7 days. Occasionally, high volumes of applications will mean that renewals made with ample time prior to the current licence expiring may be processed outside of this timescale, without causing any issues for the customer.	Martin Holt